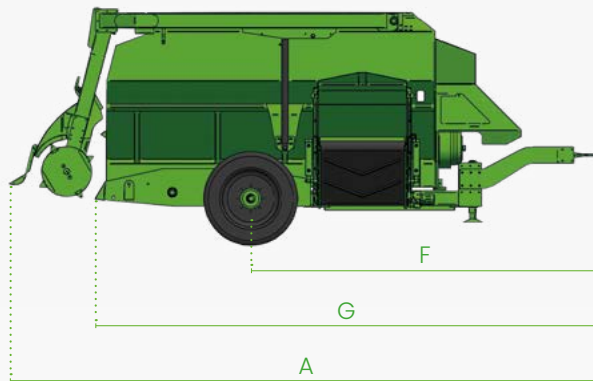
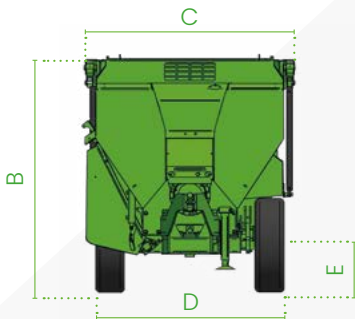


TECHNICAL SHEET
MASTER

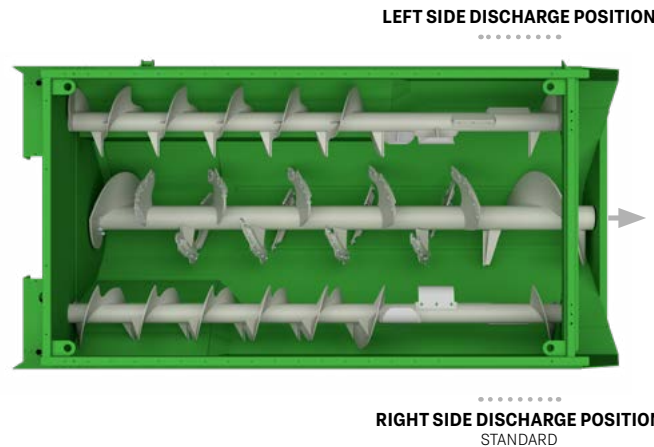


It brings to the attention of all potential customers, all recipients, and to the maximum extent possible, external interlocutors, that Faresin Industries S.p.A. adopts a general Disclaimer regarding the description of the technical and functional characteristics of its machineries, as well as the manner of their use, also with regard to their safety. The Disclaimer must be understood as having a general scope, and therefore Faresin Industries s.p.a. invites to know it, also by accessing the website: www.faresindustries.com



FARESIN.COM





MODELS		3.10	3.12	3.14
PERFORMANCE				
Required power	kW/hp	51 - 70	59 - 80	66 - 90
Capacity	m ³	10,5	12	14
Power take-off	rpm	540	540	540
DIMENSIONS				
[A] total length	mm	6940	6940	7610
[B] height	mm	2540	2740	2740
[C] width	mm	2300	2300	2300
[D] outside wheels	mm	2020	2020	2285
[E] unloading height	mm	550	550	650
[F] drawbar axle length	mm	3910	3910	4540
[G] total length without cutter	mm	6340	6340	7010
WEIGHT				
Unladen weight	kg	6650	6900	7900
Maximum capacity	kg	3675	4200	4900
CONFIGURATION				
Bilateral discharge position		○	○	○
Chains discharge conveyor	mm	900x850	900x850	900x850
Rubber discharge conveyor		○	○	○
Counter-rotating upper augers		○	○	○
Upper augers thickness	mm	10	10	10
Tank bottom	mm	10	10	10
Inox tank bottom 8 mm		○	○	○
Electric controls		●	●	●
Electronic controls		○	○	○
Mixing reducer's ratio		1:38	1:38	1:38
Axle prepared for braking system		●	●	●
Negativ hydraulic/pneumatic brakes		○	○	○
Gear box		AC70	AC70	AC70

● Standard ○ Optional - Not available